

# Chakra Intake Form










Patient Name \_\_\_\_\_ Today's Date \_\_\_\_\_

Symptoms/Complaints \_\_\_\_\_

Observations/Diagnosis \_\_\_\_\_

Chakra ↓	Sound/ Native Color	Initial Spin Pattern	Tx Color(s) Used	Feelings, impressions	Spin pattern after tx
<b>Root</b> <small>Grounding, Vital Force</small>	L-A-M Red				
<b>Sacral</b> <small>Emotions, Creativity</small>	V-A-M Orange				
<b>Navel</b> <small>Mother, Vital Energy</small>	K-A-M Gold				
<b>Solar</b> <small>Project Self Will</small>	R-A-M Yellow				
<b>Heart</b> <small>Harmony/Integration</small>	Y-A-M Green				
<b>Throat</b> <small>Expression</small>	H-A-M Blue				
<b>Brow</b> <small>Insight, vision</small>	O-M Indigo				
<b>Crown</b> <small>Intuition, connection</small>	A-U-M Violet				

## Chakra Spin Patterns

								
<b>CLOCKWISE CIRCLE</b>	<b>CLOCKWISE ELLIPSE R</b>	<b>CLOCKWISE ELLIPSE L</b>	<b>COUNTER- CLOCKWISE (CC) CIRCLE</b>	<b>UP AND DOWN</b>	<b>LEFT AND RIGHT</b>	<b>DIAGONAL OR CC ELLIPSE, UP to R</b>	<b>DIAGONAL OR CC ELLIPSE, UP to L</b>	<b>CLOVERLEAF PATTERN</b>
Balanced, Whole	Open, male oriented	Open, female oriented	Either pushing away or clearing cycle	"In his head", feelings limited in this area	Closed	Passive aggressive split, more aggressive	Passive aggressive split, more passive	Transforming, conflicted or scattered

Results/Impressions After Tx \_\_\_\_\_